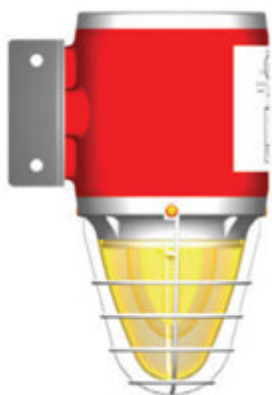




V6

EXPLOSION-PROOF STROBE



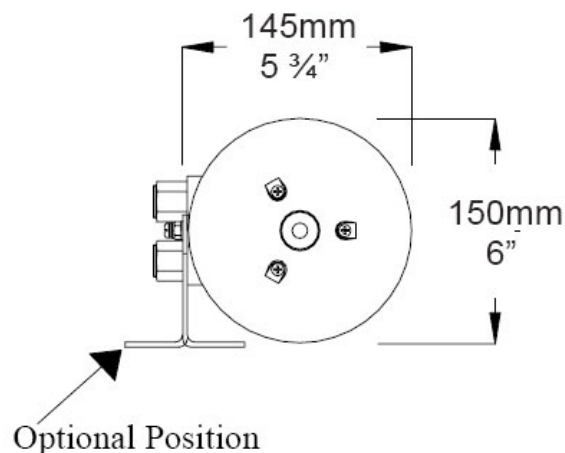
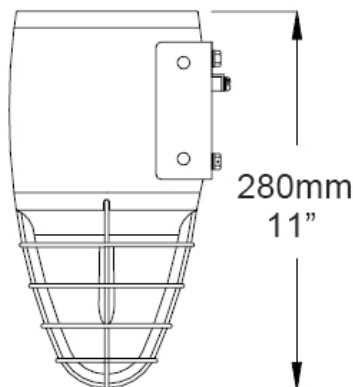
P/N: 19030 (Clear Lens)
97749 (Red Lens)



Description

The V6 explosion-proof strobe, combined with suitable Janus Fire Systems® detection and releasing control panels, provides visual alarm indication in an explosion-proof housing.

Dimensions



Features

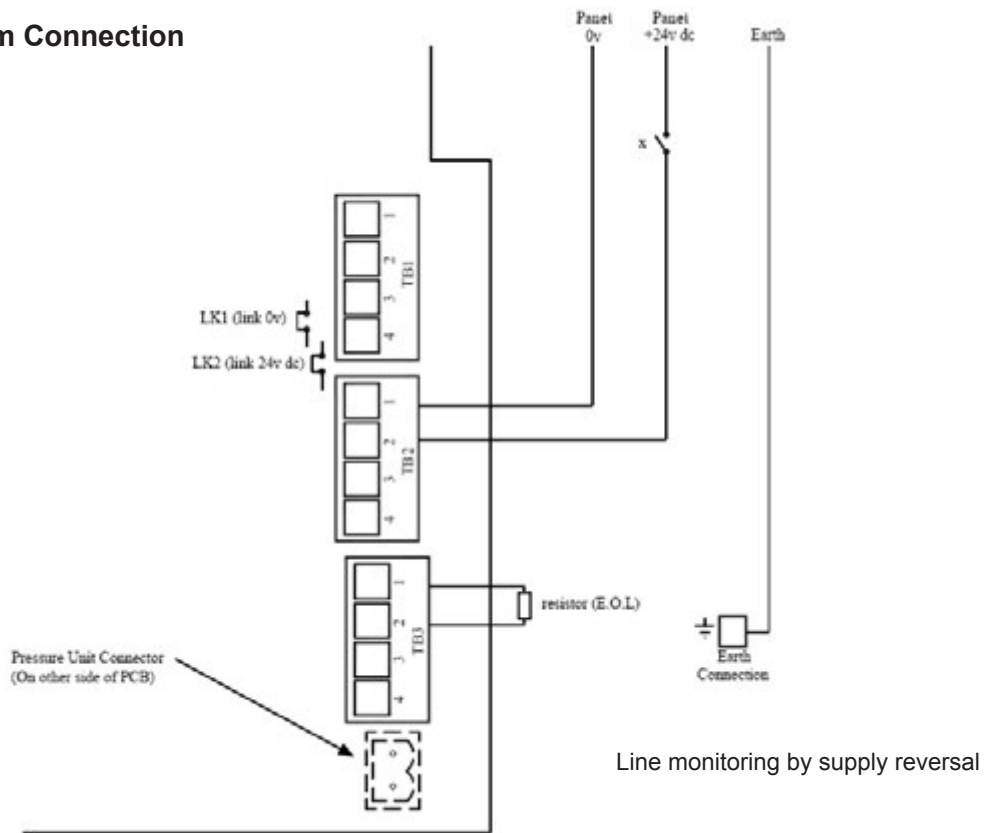
- 2 stage alarm
- Independently selectable 2nd stage
- Reduced installation costs
- Meets Universal approval
- Low current consumption
- Dual cable entry, cable in – cable out
- LM6 aluminium enclosure
- Stainless steel fasteners
- Borosilicate glass dome for strength and protection
- Lens guard provided as standard
- Clear or red color lens in flame retardant polycarbonate
- Complies with PFEER regulations
- Cable entries M20 (Europe) via retained adaptors to 1/2" NPT (UL) as standard
- Clear Lens: 30 cd
- Red Lens: 9 cd
- Weight: 11.3 lb (5.1 kg)

Mounting

Mounting bracket provided. Holes 0.35 in (9 mm) diameter. Pitch 2.95 in (75 mm).



DC Alarm Connection



Technical Specifications

Voltage	Strobe	Current	Temperature	Classification
24 VDC	5 Joules	220 mA	-13°F to 140°F (-25°C to 60°C)	Class I, Div 1, Groups B,C,D Class I, Zone I

Approval Specifications

Underwriters Laboratories UL Standards

UL 464, UL 1203, UL 1638
Control No. 13JM

UL Classifications

Class I Division 1 and 2, Gas Group BCD
Class II Division 1 and 2, Gas Group EFG

CUL Canada

CSA C22.2 No. 25-M1966, CSA C22.2 No.
30-M1986

European Standards

EN.50014:1997 + Amendments 1 & 2;
EN.50018:2000:
EN.50281-1-1:1998
Baseefa 02ATEX0212X (IIB)
Baseefa 02ATEX2222X (IIB+H2)
ATEX Directive 94/9/EC

Note: Approvals/Listings maintained by and manufactured by R Stahl.

The seller makes no warranties, express or implied, including, but not limited to, the implied warranties of merchantability and fitness for a particular purpose, except as expressly stated in the seller's sales contract or sales acknowledgment form. Every attempt is made to keep our product information up-to-date and accurate. All specific applications cannot be covered, nor can all requirements be anticipated. All specifications are subject to change without notice.



1102 Rucpich Drive
Crown Point, IN 46307
TEL: (219) 663-1600 FAX: (219) 663-4562
e-mail: info@janusfiresystems.com
www.janusfiresystems.com