



# E700 SERIES

## AIR SAMPLING PIPE FITTINGS AND LABELS

### Overview

The network of sampling pipes to the VESDA® detector is the key element in the performance of the air sampling system. Labels are attached to sampling pipe and sampling points to clearly identify their purpose as part of the air sampling network.

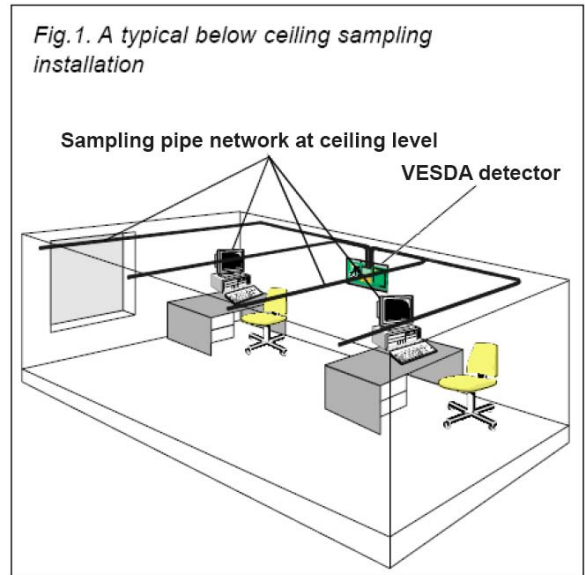
### Air Sampling Options

Three basic sampling methods can be used in a VESDA system installation:

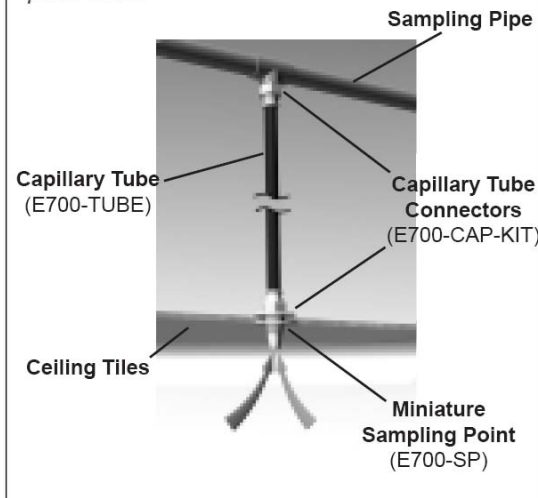
1. Standard pipe sampling systems (below ceiling; in ceiling or floor void)
2. Capillary tube sampling (concealed; above ceiling; within cabinets)
3. Return air sampling (within duct; return air grille)

While each sampling method is suited to specific applications, more than one method is often effectively employed to monitor a fire zone. In some applications - particularly those in which there is movement of high volumes of air – the most effective sampling network generally combines two methods to provide maximum coverage to a zone under all operating conditions.

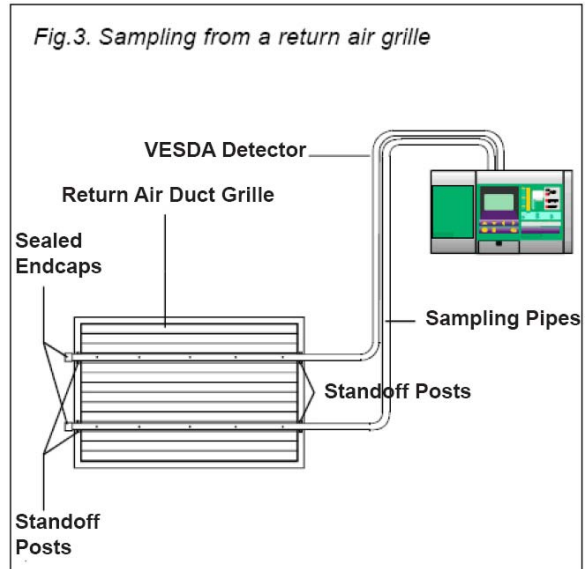
*Fig. 1. A typical below ceiling sampling installation*



*Fig. 2. A typical concealed sampling installation. The sampling point fitting places the sampling hole more than 25mm (1 inch) below the ceiling panel or tile*



*Fig. 3. Sampling from a return air grille*





## Labels



**E7000-SP-DCL-PNT**  
Label for Pipe Sampling Points



**E7000-SP-DCL-PIPE**  
Label for Sampling Pipe



**E7000-SPLG**  
Label for Miniature Sampling Point (E700-SP)

## Ordering Information

Model	P/N	Description	Ship Wt. lb (kg)
E700-SP	19080	Miniature Sampling Point	0.1 (0.05)
E700-TUBE	19079	Capillary Tubing	0.2 (0.1)
E700-CAP KIT	19081	Sampling Point Connection Kit (Plastic)	0.1 (0.05)
CAP KIT	19082	Sampling Point Connection Kit (Brass)	0.2 (0.1)
E700-SP-DCL-PNT	19083	Sampling Point Label	0.1 (0.05)
E700-SPLG	19084	Sampling Point Label (for E700-SP)	0.1 (0.05)
E700-SP-DCL-PIPE	19085	Sampling Pipe Label	0.1 (0.05)

*Note: Approvals/Listings maintained by and manufactured by Xtralis AG.*

The seller makes no warranties, express or implied, including, but not limited to, the implied warranties of merchantability and fitness for a particular purpose, except as expressly stated in the seller's sales contract or sales acknowledgment form. Every attempt is made to keep our product information up-to-date and accurate. All specific applications cannot be covered, nor can all requirements be anticipated. All specifications are subject to change without notice.



1102 Rupcich Drive  
Crown Point, IN 46307  
TEL: (219) 663-1600 FAX: (219) 663-4562  
e-mail: [info@janusfiresystems.com](mailto:info@janusfiresystems.com)  
[www.janusfiresystems.com](http://www.janusfiresystems.com)