



RA-4410-RC

REMOTE ANNUNCIATOR



P/N 18634



Dimensions 8 1/4" H x 4 1/2" W x 1" D
(209.6 mm x 114.3 mm x 25.4 mm)

Standard Features

- Up to 4 annunciators can be connected to one JFS-C1
- Rotary switches on panel and annunciator for supervisory purposes
- Trouble/Supervisory buzzer
- Separate LED's for: Alarm and Trouble per zone, Outputs activated or in trouble, Supervisory, Supervisory trouble, Power trouble, System trouble, Alarm silence, Ground fault, Pre-discharge, Discharged
- Lamp test/buzzer silence switch
- Slide in Zone & Output identification labels

Architect/Engineer Specifications

The Annunciator for the extinguishing agent release panel shall be a microprocessor based device. The unit shall require 24 VDC operating voltage and a shielded RS-485 connection for communication; both supplied by the release panel. The annunciator shall have a rotary switch to set the address number of that annunciator to allow for supervision by the panel. The annunciator shall have indicators for Alarm & Trouble per zone, Output circuits active, Output circuit troubles, AC power, Power trouble, Supervisory condition, Supervisory trouble, System trouble, Alarm silence, Ground fault, Pre-discharge/Discharged. In addition to the visual indicators there shall also be a buzzer that sounds on any trouble or supervisory condition, a button to silence the buzzer and test the indicators.

Enclosure

Stainless steel plate with clear plastic shield protecting zone and output identification labels

Mounts in 4 gang box

Environmental Specifications

Indoor use only

Temperature range 32°F (0°C) to 120°F (49°C)

93% Humidity

Electrical Requirements

24 VDC 10 mA standby 26 mA max. (lamp test)

RS-485 Communication: (Two wire Shielded cable required)

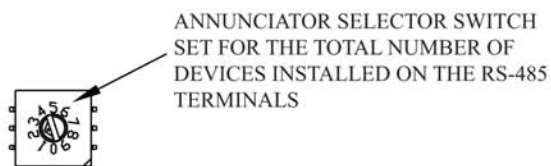
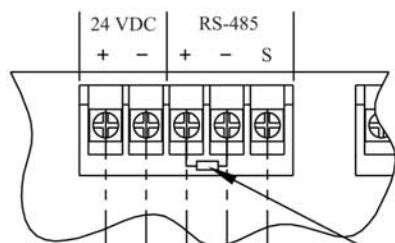
Max. Distance: 2000 ft (609.6 m) using 22 ga. wire and 4000 ft (1219.2 m) using 20 ga. wire

Operation

The RA-4410-RC remote annunciator is designed to operate with the Janus Fire Systems® JFS-C1 Releasing Control Panel. The unit mounts into any 4 gang box. There are 33 LED's to indicate a change in panel status. A buzzer on the annunciator sounds for any trouble or supervisory condition. Pressing the SILENCE/LAMP TEST button silences the buzzer as well as lighting all of the lamps. The releasing panel supervises and communicates with the annunciator via separate connections for the RS-485 communication and the 24 VDC power requirements of the RA-4410-RC. Separate cables should be used for power and communication. Shielded cable must be used for the communication line (RS-485). Up to four annunciators can be connected to one panel. A Rotary switch is provided on the panel to indicate how many annunciators are connected. Another rotary switch is on the annunciator to set the address. The annunciators must be addressed consecutively.



JFS-C1 Main Board

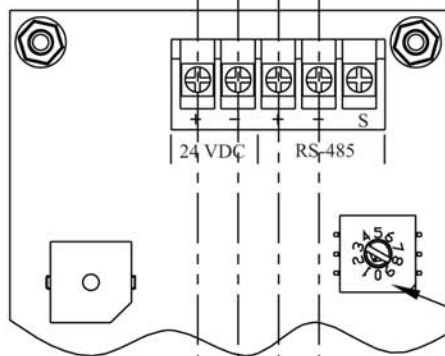


ANNUNCIATOR SELECTOR SWITCH
SET FOR THE TOTAL NUMBER OF
DEVICES INSTALLED ON THE RS-485
TERMINALS

120 OHM RESISTOR -

REMOVE THE RESISTOR FROM THE
MAIN PCB AND INSTALL ON THE
LAST DEVICE ONLY.

CONNECT THE
SHIELDED CABLE ONLY
TO THE MAIN BOARD



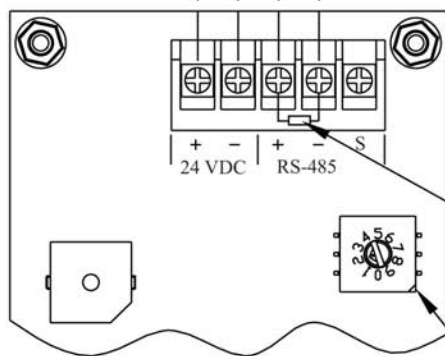
NOTE: THE RESISTOR IS INSTALLED ONLY ON LAST DEVICE.

ANNUNCIATOR ADDRESS SWITCH (FIRST DEVICE, ADDRESS 1)



**DO NOT CONNECT THE SHIELDED CABLE TO THE
REMOTE ANNUNCIATOR**

RA-4410-RC #1



INSTALL THE RESISTOR ON THE
LAST RA-4410-RC

ANNUNCIATOR ADDRESS SWITCH

RA-4410-RC #2

Note: Approvals/Listings maintained by and manufactured by Potter Electric Signal Company.

The seller makes no warranties, express or implied, including, but not limited to, the implied warranties of merchantability and fitness for a particular purpose, except as expressly stated in the seller's sales contract or sales acknowledgment form. Every attempt is made to keep our product information up-to-date and accurate. All specific applications cannot be covered, nor can all requirements be anticipated. All specifications are subject to change without notice.



1102 Rupcich Drive
Millennium Park
Crown Point, IN 46307
TEL: (219) 663-1600 FAX: (219) 663-4562
e-mail: info@janusfiresystems.com
www.janusfiresystems.com